

DESCRIPTION

634 Crystal Clear is a clear solution acrylic sealer for protection of the substrate from dirt and grime ingress as well as protection from weathering. It creates a long lasting, durable clear finish over concrete surfaces.

RECOMMENDED USES

Plain concrete, stencilled concrete, stamped concrete, patterned concrete, cementitious spray on driveways, light industrial floors, patios, pergolas, light industrial warehouses







FEATURES

Good marking resistance	Excellent adhesion to concrete
Easy to use	Colourfast and UV stable
Suitable for external use	Optimal flexibility and strength

PROPERTIES

Colour	Clear
Solids (vol. %)	23 - 25%
Gloss	Gloss
Pack Sizes	20 Litre
Abrasion Resistance	Good
Chemical Resistance	Good
Solvent Resistance	Fair
Clean Up	T008 Multipurpose Thinner, T050 Thinner
VOC (g/L)	>700g/L
Thinner	T050 Thinner

PERSONAL PROTECTIVE EQUIPMENT

Foot Protection	Eye Protection	Hand Protection	Body Protection	Hearing Protection	Face Protection
					

COVERAGE

	Minimum	Maximum	Typical
Theoretical Spread Rate (m ² /Lt)	3	6	4.5
Practical Spread Rate (m ² /Lt)	2.43	4.86	3.65
Wet Film Thickness (µm)	300	160	200
Dry Film Thickness (µm)	75	40	50

DRY TIMES *

Substrate Temperature	5°C	10°C	20°C	30°C
Surface Dry (minutes)	120	60	40	20
Hard Dry (hours)	24	18	12	6
Recoat Time (hours)	12	9	6	3

PREPARE

New concrete surfaces should be allowed to cure for 28 days. Surface should be free of grease, oil, dirt, efflorescence, laitance and paint. Heavily contaminated surfaces should be degreased. Concrete surfaces should be profiled to resemble ICRI CSP 1-3, most easily achieved using mechanical grinding equipment. Ensure surface is clean, dry and dust free after profiling. Any cracks should be repaired using 444 Crack Repair, please consult TDS for application details.

Concrete surfaces that have been previously sealed must have all loose or delaminating material removed. It is strongly recommended that a test area be coated in a discrete area to ensure adequate intercoat adhesion between materials.

PROTECT

Thoroughly mechanically stir contents prior to starting application

Crystal Clear can be applied by brush, roller, solvent resistant broom, and spray. Crystal Clear can be poured directly onto the surface, or into a roller tray. Avoid applying the sealer too thick or having it pool on the surface.

For best results allow 24 hours before applying the second coat of sealer. Protect the final coat from rain/dew/moisture for at least 2 hours after finishing. Foot traffic is allowed after 24 hours, and vehicles after 5 days. These times will be longer in cooler weather.

PRESERVE

To ensure the best lifespan sweep, vacuum or blow the floor regularly to remove dirt and grit. Prompt removal of any spills (e.g., oils and greases) will slow damage of the clear coat.

Use detergents to mop the surface clean as harsh cleaning products can scratch the surface.

The expected lifespan of any coating is dependent on the location, weather, and traffic the surface is subjected to. It is advisable to inspect the surface at 3 monthly intervals from the initial application to determine if it requires recoating and/or maintenance. In areas of shade, protection from adverse weather conditions and light use the coating will last longer.

LIMITATIONS

Do not apply if the air or surface temperature is below 10°C, or if the temperature is likely to drop below 10°C during the application and curing process.

Do not apply if the substrate is subject to hydrostatic pressure or rising damp.

Do not apply if the air or surface temperature is above 35°C, or if the temperature is likely to exceed 35°C during the application and curing process.

Do not apply if the relative humidity is greater than or equal to 70%

GENERAL PRECAUTIONS

Do not apply if substrate or surface is likely to be subjected to rain or moisture. Protect the surface against any water impact or moisture after application.

Protect surrounding areas from overspray or product run off.

SAFETY PRECAUTIONS

This product contains flammable solvents. Keep away from heat and flames. No smoking.

The preparation and application products are individually classified, and some are dangerous goods and hazardous chemicals. These products are clearly marked and must be stored, handled, and transported in accordance with the manufacturers' instructions. Any containers holding this product must be managed and disposed in accordance with disposal of those Dangerous Goods classes. Consult the Safety Data Sheet (SDS) for more information.

As a general statement, the application of coatings to a surface will reduce the existing slip resistance of the surface. Care must be taken to ensure that the surface has adequate traction.

PRODUCT COMPATIBILITY

Do NOT mix or use this product in combination with any products not listed in this Technical Data Sheet. The applicator holds full responsibility if other products not listed on this TDS, or similar products of a different brand are used.

USER RESPONSIBILITY

Australian Pool Coatings warrant that manufactured products are free from defects along with being suitable for the purpose it is intended to be used for as long as it is applied in accordance with the most current TDS from Australian Pool Coatings.

Differences in substrates, materials and site conditions will require assessment of product suitability for the intended purpose.

The user is responsible for ensuring the suitability of the product for their intended purpose.

STORAGE

Store in a dry area, away from direct sunlight and frost.

Store between 10°C and 30°C

Ensure part used products are correctly sealed. Part used products should be checked to ensure suitability for use.

FIRST AID

CAUTION: KEEP OUT OF REACH OF CHILDREN

IF ON SKIN: Remove immediately all contaminated clothing and thoroughly wash skin.

IF SWALLOWED: Rinse mouth. Do NOT induce vomiting.

IF IN EYES: Hold eye open and rinse cautiously with water for at least 15 minutes then immediately see a doctor.

Immediately call a POISON CENTRE (Australia - 13 11 26) or doctor/physician. If skin irritation occurs get medical advice/attention

DISCLAIMER

Industry standards recommend the accurate recording of times and dates, batch numbers, consumption rates and environmental conditions including substrate and air temperatures, humidity levels and dew point readings during both the application and curing processes. Full material warranties cannot be provided unless all the relevant data has been recorded accurately. The technical information and application advice given here is based on the best information available at the time of print. As the information herein is of a general nature, no assumption can be made as to the products suitability for a particular use or application. Field support, where provided, does NOT constitute supervisory responsibility. Suggestions made by Australian Pool Coatings either verbally or in writing may be followed, modified, or rejected by the owner, engineer or contractor since they are responsible for carrying out procedures appropriate to a specific application. If in doubt contact Australian Pool Coatings technical department for advice.